

**IN PURSUIT
OF PERFECTION**

Tealth Foshan Medical Equipment Co.,Ltd

Address:The 2nd Floor, No.4, Qiling Road, Lutang Industrial Zone, Luocun, Shishan
Town, Nanhai District, Foshan City, Guangdong Province, 528226, P. R. China

Tel:0086-757-86436722

Fax:0086-757-86436987

Email:sales@tealthfoshan.com

website:www.tealthhandpiece.com

Catalogue pictures and parameters for reference only, we reserve the right to
make any improvements on products design without advance notice.



Facebook Official Account



Instagram Official Account

**Excellence Handpiece
Manufacturer** 

TEALTH


CONTENTS

- 01** | Company profile
- 03** | Development History
- 05** | Internal irrigation low speed HP

- 13** | External irrigation low speed HP
- 19** | Reduction handpiece
- 21** | Surgical handpiece

- 23** | Increasing dental handpiece
- 25** | Implant contra angle
- 27** | IPR Contra angle

- 31** | High speed dental handpiece
- 41** | Electric micromotor
- 47** | Torque wrench



01 Company profile



02 Company Certificates

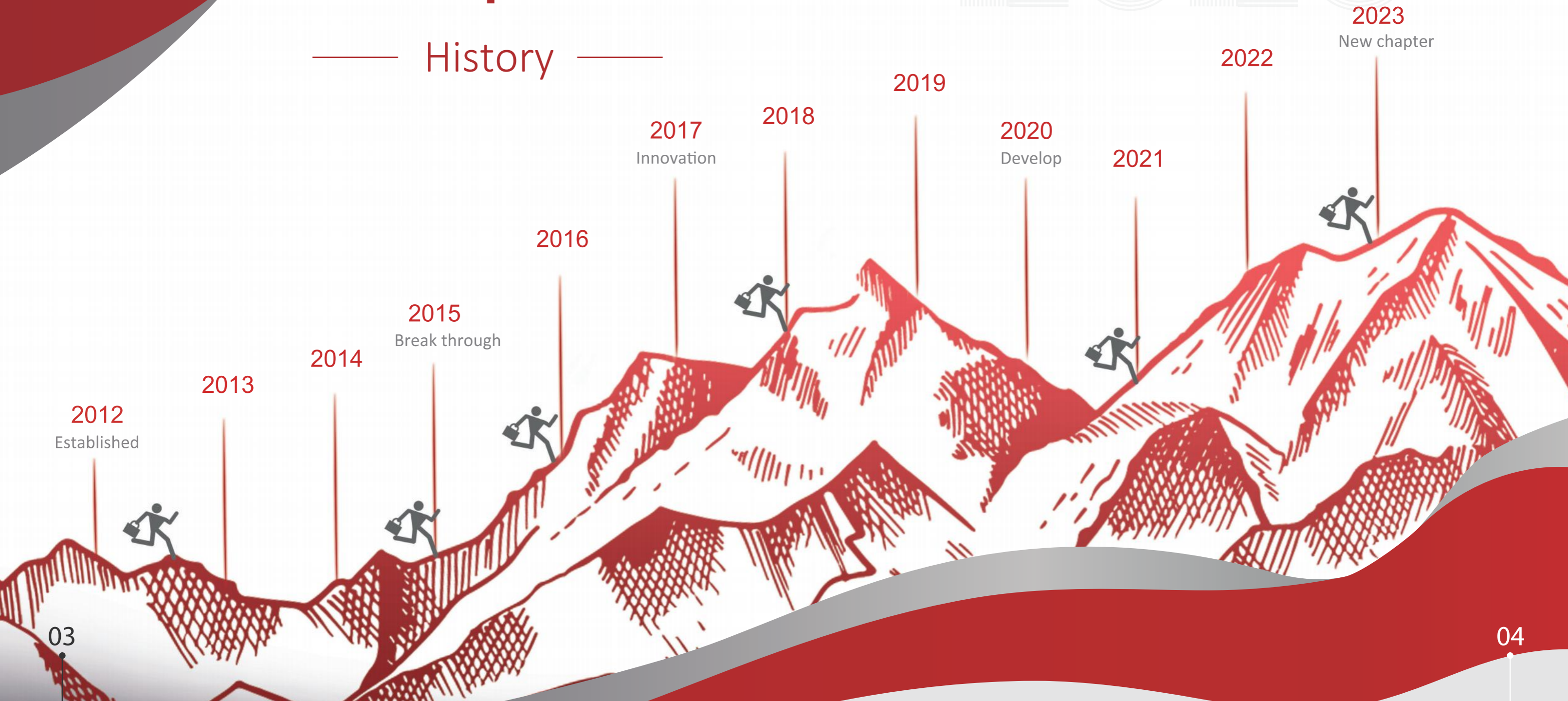
Tealth Foshan Medical Equipment Co., Ltd. is a leading dental handpiece manufacturer in China, established in 2012, 4,000m² existing manufacturing and research base. Our main products include high & low speed handpieces, implant handpieces and surgical handpieces. We've obtained European Union CE certification and ISO13485 quality system certification. After years of technical and product innovation, Tealth has developed more than 15 technology patterns with proprietary intellectual property rights used in our dental handpieces. At Tealth, we are committed to providing efficient, safe and comfortable dental handpieces with friendly customers service and professional products support.



2023

Development

History



INTERNAL IRRIGATION

low speed dental handpiece

- CA or FG head easy changeable



01

Polishing

Applicable bur: prophy cup
φ2.35mm



02

Fine

Applicable bur: FG
φ1.60mm



S01

1:1 light kit

CE:1020L-M4



- Internal irrigation
- Noise : ≤ 70 dB
- Rotation speed: 18,000-20,000r/min
- Chuck type: Push button
- Applicable bur: $\Phi 2.35$ mm/ $\Phi 1.60$ mm
- LED contra angle (E generator)

S10

1:1 non-light kit

CE:1020-M4

- Internal irrigation
- Chuck type: Push button
- Noise : ≤ 70 dB
- Rotation speed: 18,000-20,000r/min
- Applicable bur: $\Phi 2.35$ mm/ $\Phi 1.60$ mm

01

The separated design of water pipe and air tube for perfect cooling

02

Core parts made by high-precision stainless steel, more durable

03

High quality FKM sealing provide durable function



S13

1:1 Fiber optic
low speed kit 

CE:1020L-M4

- Fiber optic internal irrigation
- Noise : ≤70dB
- Rotation speed: 18,000-20,000r/min
- Chuck type: Push button
- Applicable bur: Φ2.35mm/Φ1.60mm



Contra Angle >>

 FIBER OPTIC

ORDER: CIF-01C

CE: 1020L-M4



Push button
CA Φ2.35mm/FG Φ1.60mm
Max speed:40,000 r/min

Contra Angle >>

 LED

CE: 1020L-M4



Push button
CA Φ2.35mm/FG Φ1.60mm
Max speed: 20,000r/min **ORDER: CIL-01C**
40,000r/min **ORDER: CIL-21C**

Contra Angle >>

CE: 1020-M4



Push button
CA Φ2.35mm/FG Φ1.60mm
Max speed: 20,000r/min **ORDER: CIN-01C**
40,000r/min **ORDER: CIN-21C**

Air Motor▶▶

ORDER: MIF-01C

CE: 1020L-M4

  FIBER OPTIC



Max speed:20,000 r/min

Air pressure:245-392 kPa

Atomize water pressure: 200kPa

Atomize air pressure: 200kPa

Straight Head▶▶

ORDER: SIF-01C

CE: 1020L-M4

 FIBER OPTIC



CA Φ 2.35mm

Swivel ring type

Max speed:40,000 r/min

Air Motor▶▶



ORDER: BIN-01C

CE: 1020-B2



ORDER: MIN-01C

CE: 1020-M4



Max speed:20,000 r/min

Air pressure:245-392 kPa

Atomize water pressure: 200kPa

Atomize air pressure: 200kPa

Straight Head▶▶

ORDER: SIN-03C

CE: 1020-M4



Swivel ring type

CA Φ 2.35mm

Max speed:40,000 r/min

S06

Latch type
Push button kit

CE:1024-B2



S08

CE:1021-M4

- Air pressure:245-392kPa
- Noise : ≤ 70 dB
- Rotation speed:16,000-20,000r/min
- Chuck type: Latch type/Push button



S03

CE:1024-B2

- Air pressure:245-392kPa
- Noise :≤70dB
- Rotation speed:16,000-20,000r/min
- Chuck type:Latch type



Contra Angle



ORDER: CEN-01C

CE: 1024-B2



Push button
CA Φ 2.35mm
Max speed: 20,000 r/min

Contra Angle



ORDER: CEN-11C

CE: 1024-B2



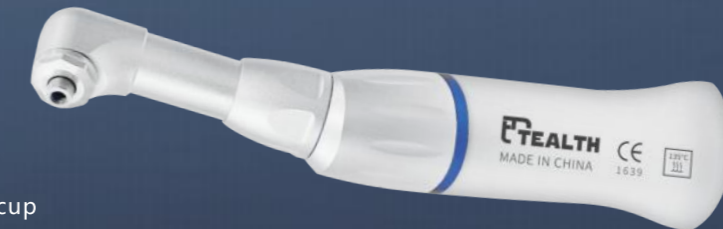
Push button
FG Φ 1.60mm
Max speed: 20,000 r/min

Polish Contra Angle



ORDER: CEN-31C

CE: 1024-B2




For screw-in type prophy cup
Max speed: 25,000 r/min

Contra Angle



ORDER: CEN-21C

CE: 1024-B2



Latch type
CA Φ 2.35mm
Max speed: 20,000 r/min

Contra Angle



ORDER: CEN-08C

CE: 1024-B2



Push button
CA Φ 2.35mm
Max speed: 20,000 r/min

Air Motor



ORDER: MEN-02C

CE: 1024-B2



Max speed:20,000 r/min
Air pressure:245-392 kPa
Atomize water pressure: 200kPa
Atomize air pressure: 200kPa

Air Motor



ORDER: BEN-02C

CE: 1024-B2



Max speed:20,000 r/min
Air pressure:245-392 kPa
Atomize water pressure: 200kPa
Atomize air pressure: 200kPa

Air Motor



ORDER: MEN-08C

CE: 1024-B2



ORDER: BEN-08C

CE: 1024-B2



Max speed:20,000 r/min
Air pressure:245-392 kPa
Atomize water pressure: 200kPa
Atomize air pressure: 200kPa

Straight Head



ORDER: SEN-04C

CE: 1024-B2




Swivel ring type
CA Φ 2.35mm
Max speed:20,000 r/min

Straight Head



ORDER: SEN-02C

CE: 1024-B2




Swivel ring type
CA Φ 2.35mm
Max speed:20,000 r/min

Straight Head



ORDER: SEN-08C

CE: 1024-B2



Swivel ring type
CA Φ 2.35mm
Max speed:20,000 r/min

Contra Angle



ORDER: R04N-01C

CE: 3040CH



ORDER: R04F -01C

CE: 3040CH



Push button
CA Φ 2.35mm
Max speed:10,000r/min

Endo Contra Angle



ORDER: R16N-51C

CE: 3040CH



Push button
Max speed: 2,500 r/min
Hand file

4:1 IPR contra angle



ORDER: R04N-41C

CE: 3040CH



Key type
Internal spray
Max speed: 10,000 r/min

4:1 prophy straight handpiece

ORDER: SE04N-01C
CE: 1021-M4



Max speed:5,000 r/min

Accepts: Disposable prophy angles only

Connection: E-Type

Endo Contra Angle

ORDER: RE04N-03C
CE: 1021-M4



Max speed: 5,000 r/min

Push button

Hand file

Polish Contra Angle

ORDER: RE04N-04C
CE: 1021-M4



Max speed: 5,000 r/min

For screw-in tpey proghy cup

SEN-09C

Increasing Straight Head

CE:1024-B2

• Gear ratio: 1:2

• Max speed:80,000 r/min

SIN-02C

Surgical Straight Head

CE:1020-M4

• Gear ratio: 1:1

• Max speed:40,000 r/min

• Internal & external spray

SIF-03C

Surgical Straight Head

CE:1020L-M4

• Gear ratio: 1:1

• Max speed:40,000 r/min

• Internal & external spray



20° Surgical Straight Head



ORDER: SEN-10C

CE: 1024-B2



Swivel ring type
Gear ratio: 1:1
Φ2.35mm
Max speed:20,000 r/min

Surgical Straight Head



ORDER: SEN-05C

CE: 1024-B2



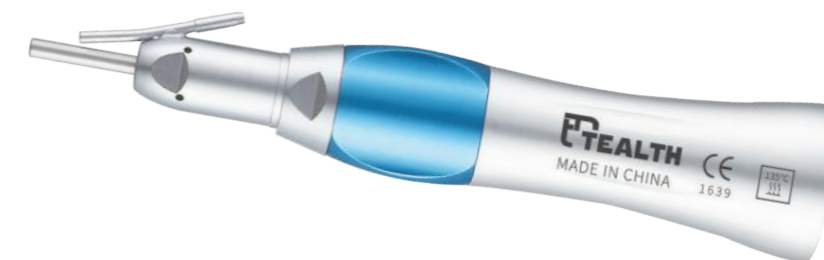
Swivel ring type
Gear ratio: 1:1
Φ2.35mm
Max speed:20,000 r/min

Surgical Straight Head



ORDER: SEN-07C

CE: 1024-B2



Swivel ring type
Gear ratio: 1:1
Φ2.35mm
Max speed:20,000 r/min

I04F-01C CE:1020L-M4

1:4.2 Fiber optic surgical contra angle

Rotation speed:168,000r/min Chuck type:Push button Water pressure:0.2-0.3Mpa

External water spray system(ORDER:I04F-01C) Noise:<62dB Stainless steel

Internal water spray system(ORDER:I04F-02C)



I05F-01C CE:1020L-M4

1:5 Fiber optic contra angle

• 1:5 Increasing contra angle,stable light source

• Internal irrigation,triple water spray

• Applicable bur:φ1.60mm



Max torque:80N.cm
▶▶▶▶

ORDER: 201F



CE: 3201CH

Fiber optic

ORDER: 201L



CE: 3201CH

LED, E-generator

ORDER: 201N



CE: 3203CH

Easy detachable structure

Product parameters

Push button

CA ϕ 2.35mm

Max speed: 2 000r/min

Gear ratio:20:1

Sterilization temperature: 135°C

High torque, up to 80N·cm



Imported bearings



IPR-02C

4:1 IPR contra angle CE:1021-M4

- Gear ratio: 4:1
- Stroke: 1.4mm
- Rotation speed: 10,000r/min



CE:1021-M4 Metal strips IPR kit S-11

- 4:1 IPR contra angle:1pcs
- Metal Strips : 10pcs
(15μ/25μ/40μ/60μ/90μ Each type 2pcs)
- Gauge:1pcs
- Holder:1pcs
- Pushrod:1pcs

S-12 CE:1021-M4 Plastic strips IPR kit



- 4:1 IPR contra angle:1pcs
- Plastic Strips : 9pcs
(Serrated saw:1 pcs,Fine:2pcs
Medium:3pcs,Coarse:3pcs)
- Gauge:1pcs
- Holder:1pcs
- Pushrod:1pcs

Metal strip ▶▶



ORDER: C-SB
CE: M-SS

07 micron - serrated saw



ORDER:
Left: CL-15
Right: CR-15
Double: C-15

CE: M-15

15 micron - for pre polishing



ORDER:
Left: CL-25
Right: CR-25
Double: C-25

CE: M-25

25 micron - for finishing



ORDER:
Left: CL-40
Right: CR-40
Double: C-40

CE: M-40

40 micron - for contouring



ORDER:
Left: CL-60
Right: CR-60
Double: C-60

CE: M-60

60 micron - for reducing



ORDER:
Left: CL-90
Right: CR-90
Double: C-90

CE: M-90

90 micron - for opening contacts



ORDER: L8-02

Plastic strip ▶▶

ORDER:

CE:

01 Serrated saw



I-SS

P-SS

02 Fine



I-FR

P-FR



I-FL

P-FL

03 Medium



I-MR

P-MR



I-ML

P-ML



I-MD

P-MD

04 Coarse



I-CL

P-CL



I-CR

P-CR



I-CD

P-CD

Fiber Optic Quick Coupling Handpiece

TPF3-D-K6 CE: 2300PQL-M4

- Fiber optic Torque Head
- Chuck type: Push button
- Kavo type quick coupling Triple water spray
- Rotation speed:320,000-350,000r/min



High speed dental Handpiece

CK-08-M4 CK-08-B2

CE:2304P-M4 CE:2304P-B2

- Water spray: Single spray
- Chuck type: Push button
- Rotation speed: 320,000-350,000r/min
- Toruqe head
- Ceramic bearings

02

Clean head system, stop blood and foreign matter from entering the head.



01

Stainless steel,higher hardness more durable, Anti-scratch



CE:2300PL-45

45° LED High Speed Handpiece

⊕ 45SPL-B-M4

⊖ 45SPL-B-B2

• Single water spray

• Chuck type: Push button

• Rotation speed:320,000-350,000r/min

• 45 Degree surgical

• Professional LED light source superior brightness



CE:2300P-45B

45° High Speed Handpiece

⊕ 45SPN-B-M4

⊖ 45SPN-B-B2

• Extended burs available



• Single water spray accurate cooling the tip of bur



CE:2300PL-M4/CE:2300PL-B2

New LED/Non-light High Speed Handpiece

LED: TPL3 -U-B2 / TPL3-U-M4

Non-light: TPN3 -U-B2 / TPN3-U-M4

Balanced cartridge
more stable and longer service life



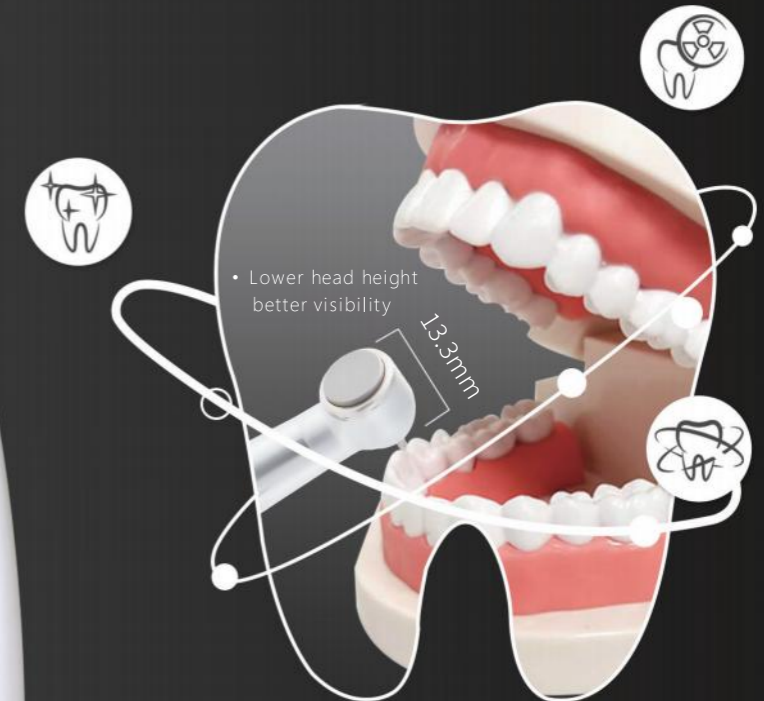
CE:2300PL-M4

LED High Speed Handpiece

TPL3 -W-M4
TPL3 -W-B2

• Rotation speed: 300,000-350,000r/min • Triple spray • Noise: ≤60dB

• Head size: 12.5mm • Head height: 13.3mm • Chuck type: Push bottom



Mini High Speed Handpiece

- MPN1-U-M4 MPL1-U-M4
- MPN1-U-B2 MPL1-U-B2
- CE:2303PL-B2 CE:2303PL-M4

- Single water spray
- Chuck type: Push button
- Rotation speed:360,000-400,000r/min
- Mini head
- Anti back suction



High & Low speed kit

- T10-M4 T10-B2

Turbine:CK08

LED turbine: TPL3-W-M4

External irrigation low speed kit:

S-08



- T11-M4 T11-B2

LED turbine: TPL3-U-M4 2pcs

LED Internal irrigation low speed kit:

S-01

Model No.:3050 EM-1

DIL-20C

Brushless electric micromotor

- Torque:3.2N.cm
- Rotation speed:2,000-40,000r/min
- Three optional settings(1:1/1:5/16:1)



Model No. :3050EM-1

DIL-22C

Built in brushless motor

- Rotation speed:2,000~40,000r/min
- Torque:3.0 N.cm
- Voltage:DC24V-36V
- Motor size:φ22*L74mm
- Weight:77g
- Noise: < 60dB
- Light:LED (white)
- Control system Size:148*80*17mm



Model No. :3050EM-1

DIL-21C Surgery motor

- Cooling water:0-100ml/min
- Rotation speed:0-50,000r/min
- Brushless motor
- Torque:17N.cm
- Self-pumping water



EM-3

Dental Implant Machine

Committed to stress-free healing implant motor

Voltage:220VAC

Maximum power consumption:170VA

Maximum mechanical output power:70W

Motor maximum torque:5.5N·cm

Rated voltage range of motor speed range:(100-40,000)r/min

Cooling water flow rate at 100%:>90ml/min

Illumination of LED: Not less than 2,000 Lux



CE: 3206CH

CEN-20C

Implant torque wrench

- Model code:3206CH
- Torque:5-35N.cm
- Chuck type: Latch type
- 6pcs screws
- Bur size:2.35mm



Replaceable bur head (External irrigation)



Replaceable bur head (Internal irrigation)



Repair tool

